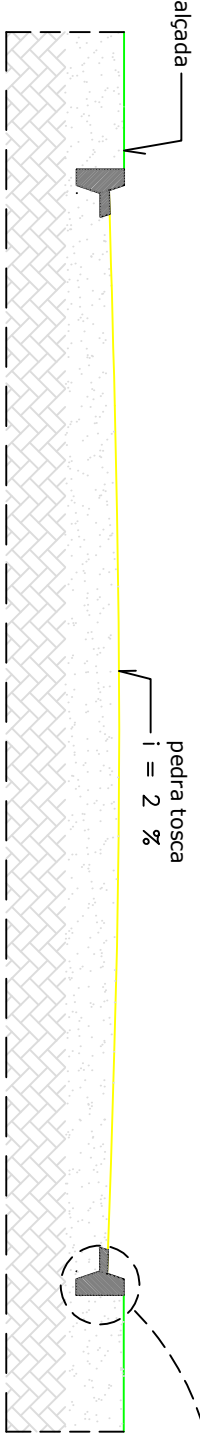
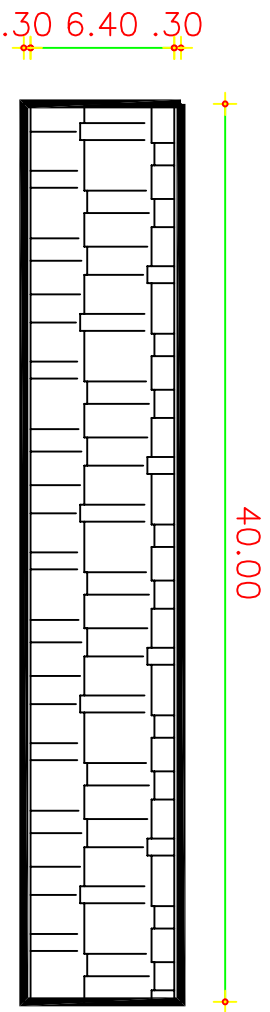
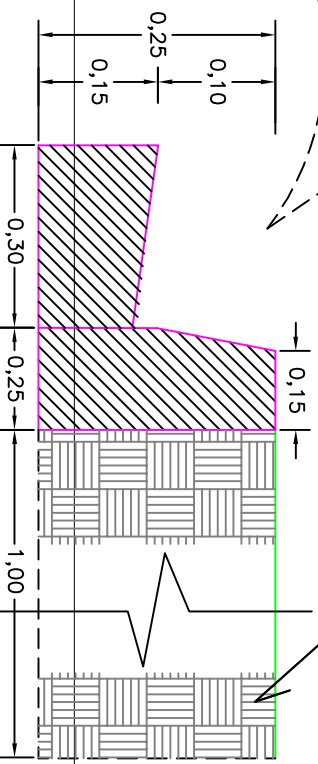


CORTE
ESCALA 1/2



REATERRO LATERAL DO MEIO-FIO

DETALHE DO MEIO-FIO E SARJETTA
ESCALA: 1/10

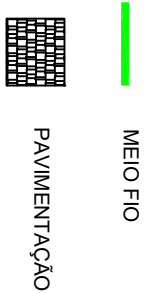


RUA DA PADARIA

PL. BAIXA
SEM ESCALA


OBSERVAÇÕES:

LEGENDA:



DADOS:

PAVIMENTAÇÃO: 256,00M²
MEIO FIO: 94,00M
SARJETTA: 80,00M



PREFEITURA DE SOBRAL
SECRETARIA DA INFRAESTRUTURA

OBRA DE PAVIMENTAÇÃO EM PEDRA TOSCA

ENDEREÇO: RUA DA PADARIA
DISTRITO: ARAZÁVEL - CE