V4
ESC 1:50

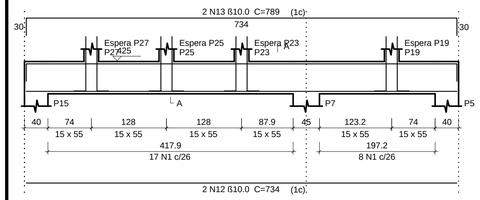

SEC¢ë O A-A
ESC 1:25

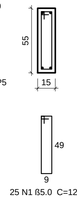

ESPERA P27
ESC 1:25



ESPERA P25
ESC 1:25



ESPERA P23
ESC 1:25



ESPERA P19
ESC 1:25



V5
ESC 1:50

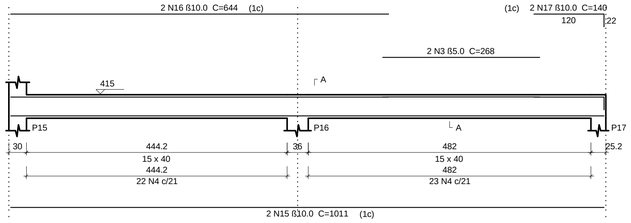

SEC¢ë O A-A
ESC 1:25

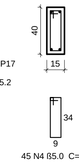

V6
ESC 1:50

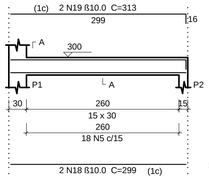

SEC¢ë O A-A
ESC 1:25

V7
ESC 1:50

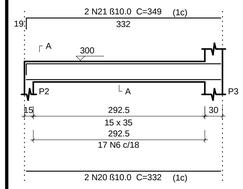

SEC¢ë O A-A
ESC 1:25

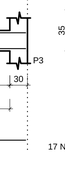

V8
ESC 1:50

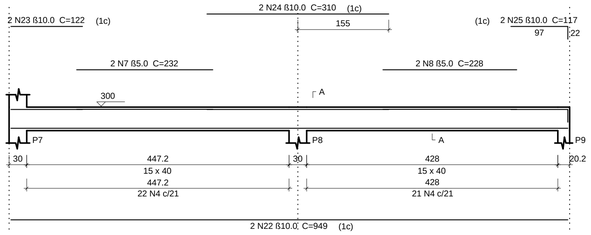

SEC¢ë O A-A
ESC 1:25

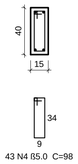

V9
ESC 1:50

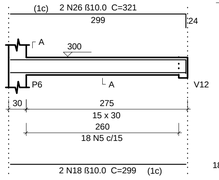

SEC¢ë O A-A
ESC 1:25

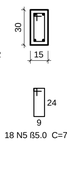

V10
ESC 1:50

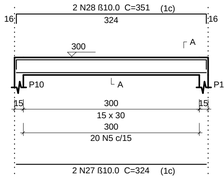

SEC¢ë O A-A
ESC 1:25

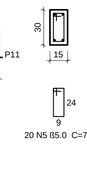

V11
ESC 1:50

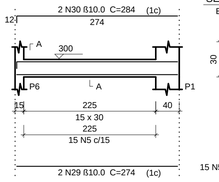

SEC¢ë O A-A
ESC 1:25

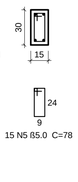

V12
ESC 1:50

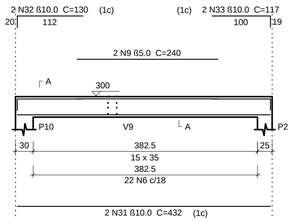

SEC¢ë O A-A
ESC 1:25

V13
ESC 1:50

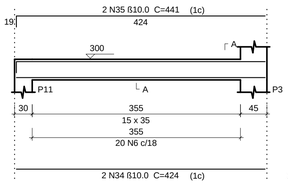

SEC¢ë O A-A
ESC 1:25

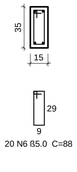

V14
ESC 1:50

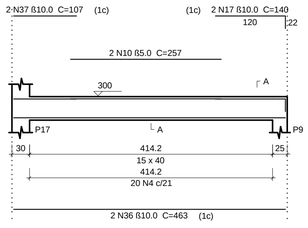

SEC¢ë O A-A
ESC 1:25

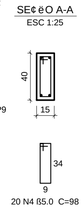

Rela- «o do a- o

COBERTA:	4xP18	4xP20
	2xP22	
SUPERESTRUTURA	V4	V5
	V6	V7
	V8	V9
	V10	V11
	V12	V13
	V14	

A¢O	N	DIAM	Q	UNIT (cm)	C.TOTAL (cm)
CA60	1	5.0	25	128	3200
	2	5.0	20	68	1360
	3	5.0	2	268	536
	4	5.0	108	98	10584
	5	5.0	71	78	5538
	6	5.0	59	88	5192
	7	5.0	2	232	464
	8	5.0	2	228	456
	9	5.0	2	240	480
	10	5.0	2	257	514
	11	5.0	56	68	3808
CA50	12	10.0	2	734	1468
	13	10.0	2	789	1578
	14	10.0	16	111	1776
	15	10.0	2	1011	2022
	16	10.0	2	644	1288
	17	10.0	4	140	560
	18	10.0	4	299	1196
	19	10.0	2	313	626
	20	10.0	2	332	664
	21	10.0	2	349	698
	22	10.0	2	949	1898
	23	10.0	2	122	244
	24	10.0	2	310	620
	25	10.0	2	117	234
	26	10.0	2	321	642
	27	10.0	2	324	648
	28	10.0	2	351	702
	29	10.0	2	274	548
	30	10.0	2	284	568
	31	10.0	2	432	864
	32	10.0	2	130	260
	33	10.0	2	117	234
	34	10.0	2	424	848
	35	10.0	2	441	882
	36	10.0	2	463	926
	37	10.0	10	107	1070
	38	10.0	16	31	496
	39	10.0	16	69	1104

Resumo do a- o

A¢O	DIAM	C.TOTAL (m)	PESO + 10 % (kg)
CA50	10.0	246.7	167.3
CA60	5.0	321.4	54.5
PESO TOTAL			
CA50	167.3		
CA60	54.5		

Vol. de concreto total (C-25) = 3.5 mj
Crea de forma total = 56.99 mj

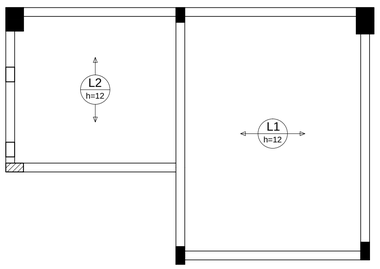

Arma- «o positiva das lajes do pavimento SUPERESTRUTURA (Eixo X)

escala 1:50

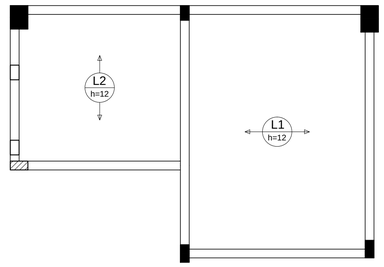

Arma- «o positiva das lajes do pavimento SUPERESTRUTURA (Eixo Y)

escala 1:50

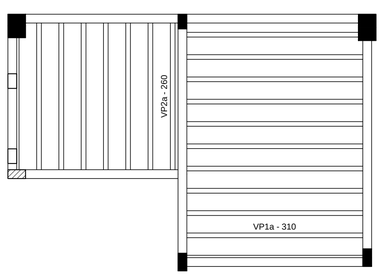

Planta de vigotas pr®-moldadas

escala 1:50

P18=P19=P26=P27

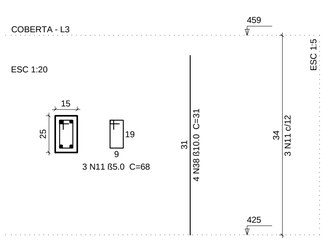

P20=P21=P24=P25

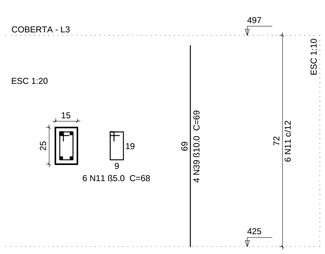

P22=P23

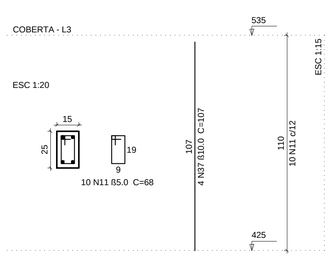

TÍTULO
GALPÃO DE RECICLAGEM – BAIRRO SUMARÉ – SOBRAL/CE

PROJETO
ESTRUTURAL

ENDEREÇO :
RUA TUBIBA–BAIRRO SUMARÉ

PROPRIETÁRIO
SECOMP – SECRETARIA DE OBRAS, MOBILIDADE E SERVIÇOS PÚBLICOS
PREFEITURA MUNICIPAL DE SOBRAL

AUTOR DO PROJETO
CARLOS EDUARDO BRATZ

RESPONSÁVEL TÉCNICO
CARLOS EDUARDO BRATZ

PREFEITURA MUNICIPAL DE SOBRAL
Secretaria de Obras, Mobilidade e Serviços Públicos

CONTEÚDO
– VIGAS SUPERIORES
– LAJES
– PILARES SUPERIORES

DATA	ESCALA	DESENHO	FOLHA
06/12/2017	INDICADA	CARLOS	08/08

OBS: IMPRIMIR EM FOLHA A1