CAIXA DE DESCARGA – DETALHAMENTO

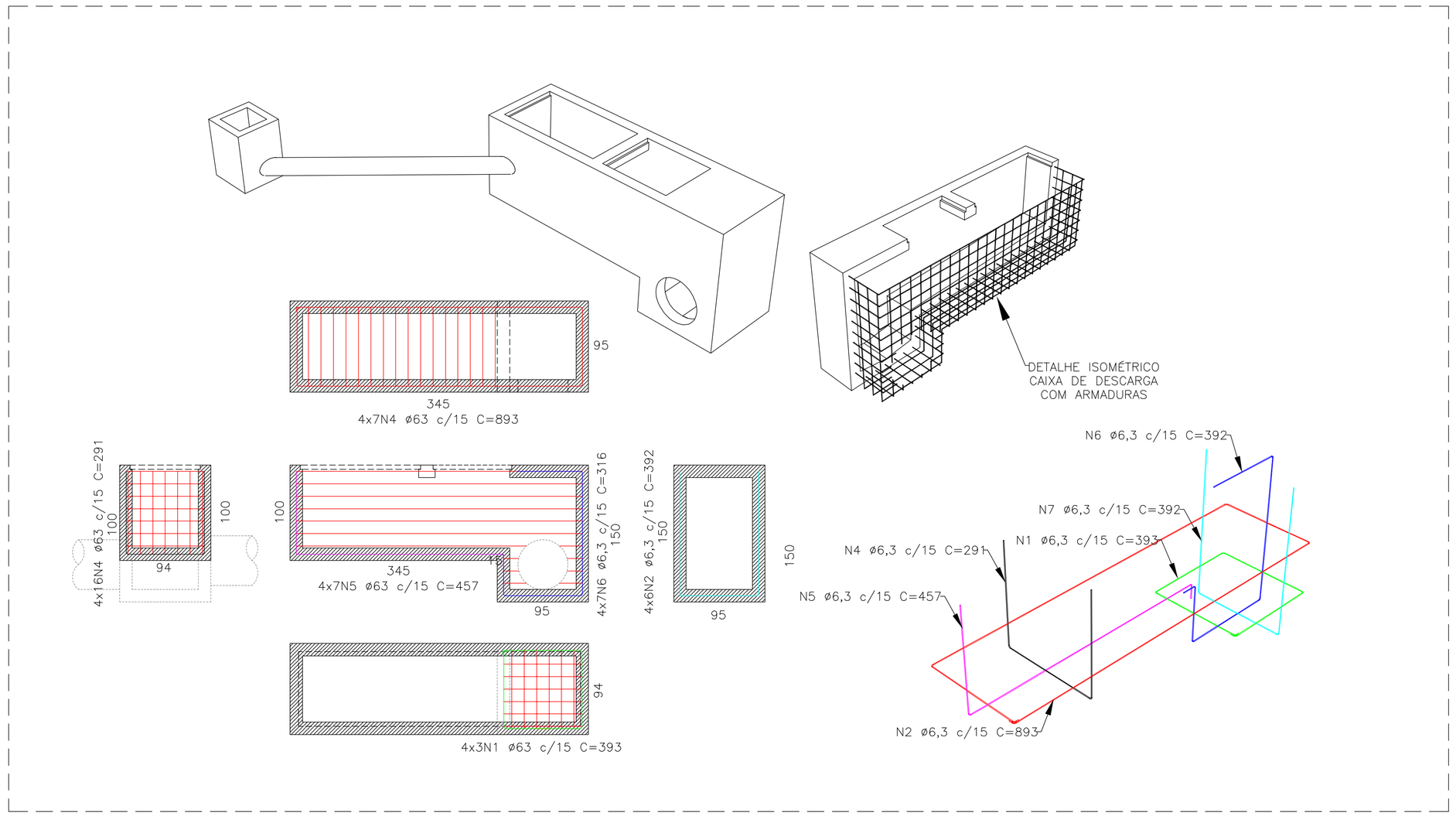

CAIXA DE DESCARGA–FERRAGENS

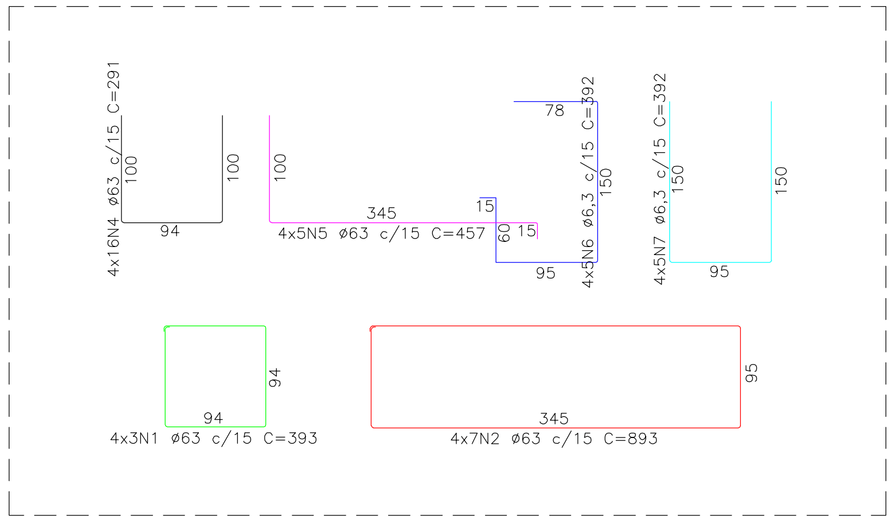

CAIXA DE DESCARGA Nº02

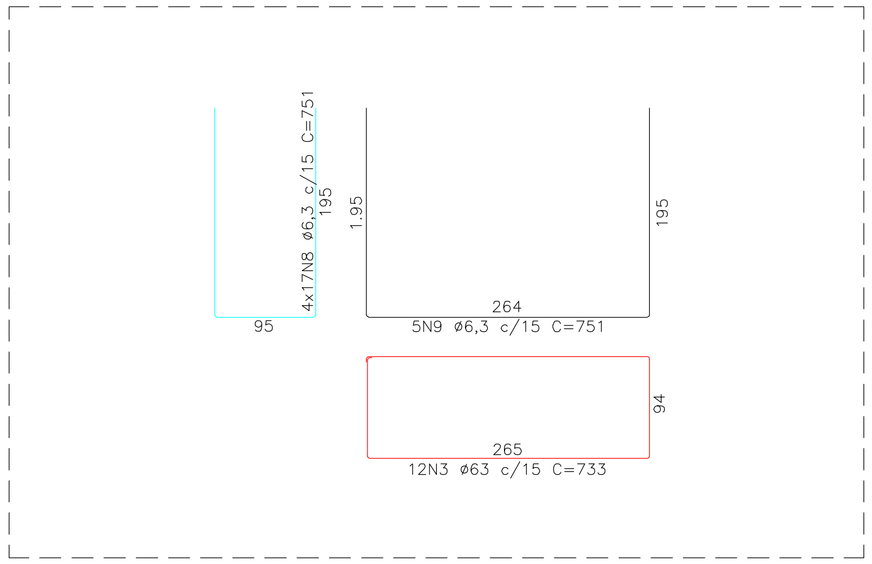

CAIXA DE DESCARGA Nº01

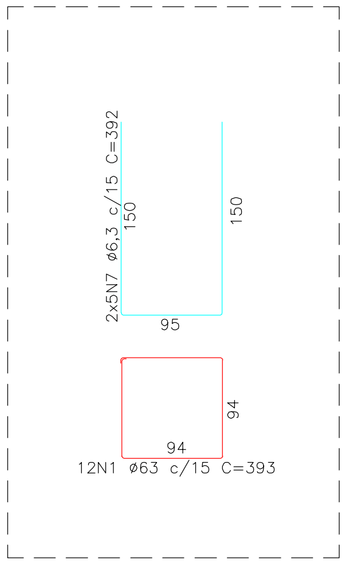

CAIXA DE DESCARGA 02 DETALHAMENTO

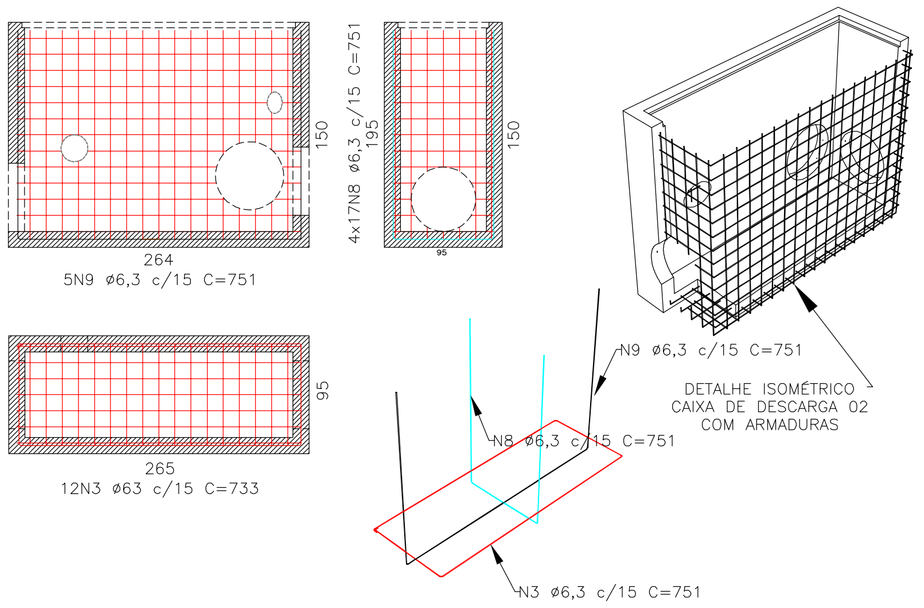

CAIXA DE DESCARGA 01 DETALHAMENTO

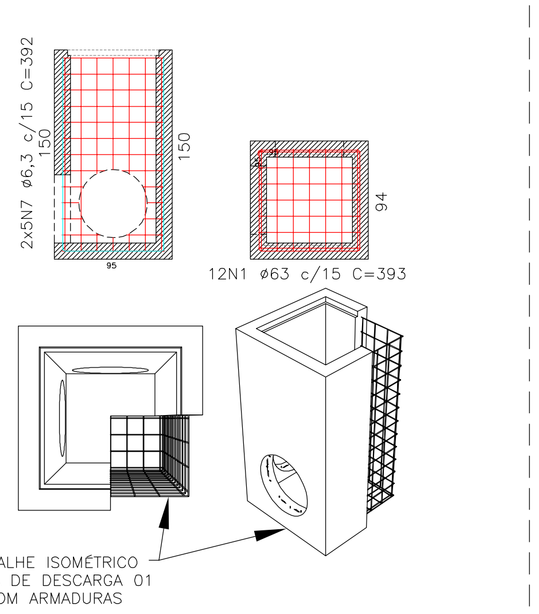

RELAÇÃO DE AÇO					
	N	DIAM. (mm)	QUANT. (barras)	UNIT. (cm)	C.TOTAL (cm)
CA50	1	6,3	24	393	9432
	2	6,3	24	893	21432
	3	6,3	12	733	8796
	4	6,3	64	291	18624
	5	6,3	20	457	9140
	6	6,3	20	392	7840
	7	6,3	30	392	11760
	8	6,3	68	482	32716
	9	6,3	5	751	3755

RESUMO DO AÇO			
AÇO	DIAM. (mm)	C.TOTAL (m)	PESO (kg)
CA50	6,3	1235,6	306,4

PESO TOTAL (kg)
CA50 – 306,4

.		.
.		.
.		.
.		.
	DESENHO	DATA

PAGO

CONSELHO PROFISSIONAL

PROJETO APROVADO

PROJETO ESTRUTURAL

INTERESSADO: PREFEITURA MUNICIPAL DE SOBRAL
.
.

SOBRAL - CE

AUTOR:
CONSELHO:
CEL: . *EMAIL:*

ETAPA:
CONSTRUÇÃO DA BASE DE 02 ETA'S MODULADAS
15 L/S (CADA) - AMPLIAÇÃO DA ETA SUMARÉ IV

DET. FERRAGENS DAS CX DE DESCARGAS

ESCALA: 1/50

DESENHO: *erivaldomesquita@bol.com.br*
DATA: NOVEMBRO DE 2017
ARQUIVO:

PRANCHA
04_04

PADRÃO–A1(NBR_8/cap.2)

You created this PDF from an application that is not licensed to print to novaPDF printer (http://www.novapdf.com)