BOCA DE LOBO

VISTA SUPERIOR
ESCALA : 1 / 40

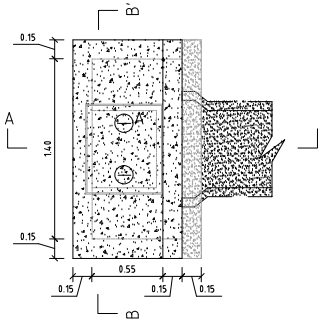

SEÇÃO BB'
ESCALA : 1 / 40

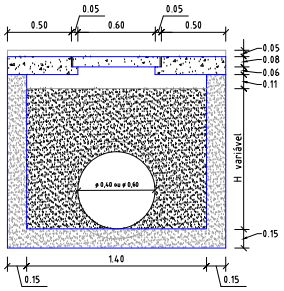

SEÇÃO AA'
ESCALA : 1 / 40

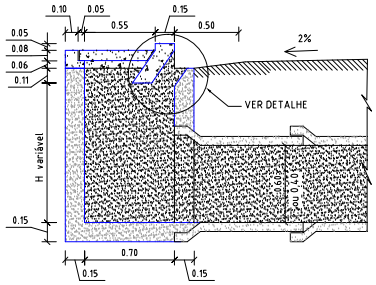

DETALHE DA SEÇÃO AA'
ESCALA : 1 / 20

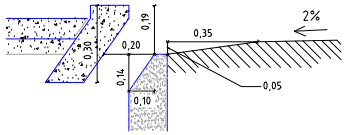

DETALHES DE FERRAGENS

ESCALA : 1 / 20

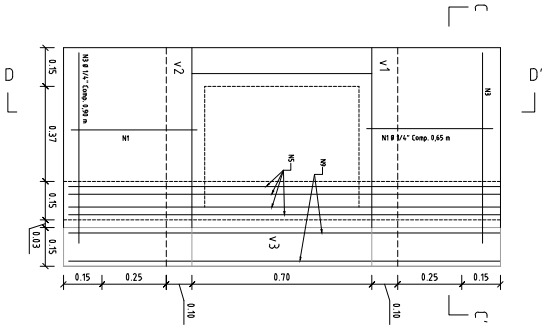

PLANTA DE FERRAGENS DA LAJE E DA VIGA V3

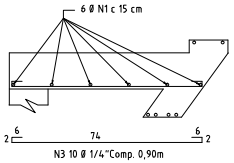

SEÇÃO CC' DA LAJE

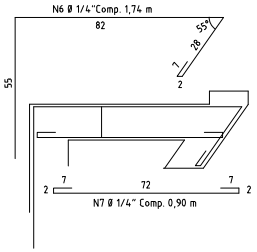

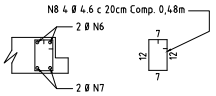

SEÇÕES DAS VIGAS
V1 E V2

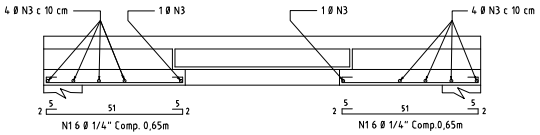

SEÇÃO DD' DA LAJE

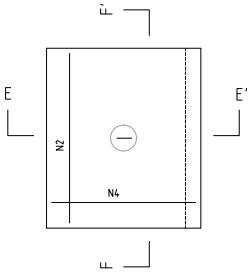

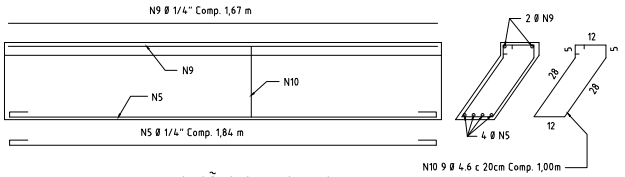

SEÇÕES DA VIGA V3

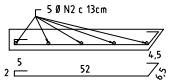

SEÇÃO EE'

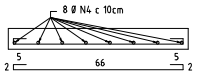

SEÇÃO FF'

PLANTA DE FERRAGENS E SEÇÕES DA TAMPA

QUADRO GERAL

Nº	Ø	QUANT.	COMPRIMENTO	
			UNITÁRIO	TOTAL
1	1/4	12	0,65	7,80
2	1/4	05	0,82	4,10
3	1/4	10	0,90	9,00
4	1/4	08	0,70	5,60
5	1/4	04	1,84	7,36
6	1/4	04	1,74	6,96
7	1/4	04	0,90	3,60
8	4.6	08	0,48	3,84
9	1/4	02	1,67	3,34
10	4.6	09	1,00	9,00

QUADRO RESUMO

Ø	COMPR. TOTAL	PESO p/m	PESO TOTAL
1/4	47,76	0,25	11,94
4.6	12,84	0,132	1,69
PESO TOTAL			13,63

LOCAL	CONCR,	TRAÇO
LAJE E VIGAS	ARMADO	FCK=20MPA
PAREDE/FUNDO	SIMPLES	FCK=15MPA

CONFIGURAÇÃO P/ IMPRESSÃO

PENA	COR	ESP.
1	7	0.05
2	7	0.10
3	7	0.15
4	7	0.20
5	7	0.25
6	7	0.30
7	7	0.35
8	7	0.05
9	7	0.60
10	7	0.50

DEMAIS PENAS COLORIDAS COM ESP=0,20

ESCALA P/ IMPRESSÃO = 50

[redacted]

EMPRESA PROJETISTA: fraga arquitetura e engenharia

PROJETO: PROPOSTA PARA SOLUÇÃO DE PROBLEMA DE DRENAGEM DA BACIA CONTRIBUINTE A LAGOA DO SUVACO DA COBRA

LOCALIZAÇÃO: BAIRRO SINHÁ SABÓIA - CIDADE DE SOBRAL - CE

CONTEÚDO: DETALHES DA BOCA DE LOBO

PLANTA Nº D-04/09

INDICADAS DESENHOS | NOVEMBRO / 2018 | NEY FRAGA Engenheiro Civil CREA 5909-D RN 090062X003-2