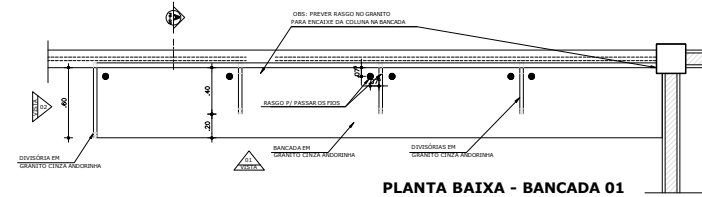
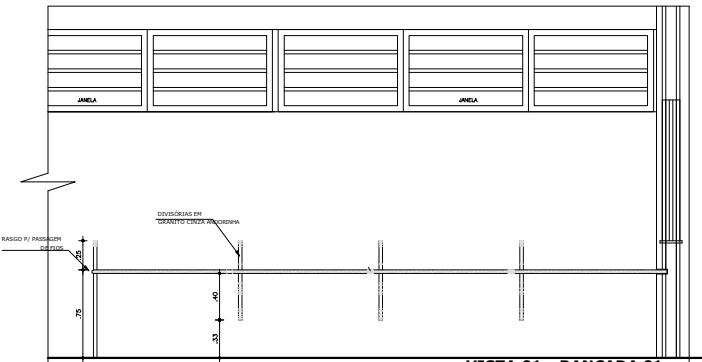


LABORATÓRIO DE MATEMÁTICA
A=46,92m²

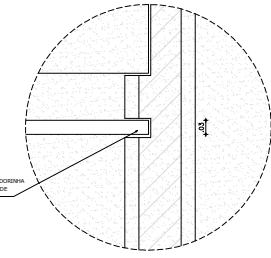
PLANTA LABORATÓRIO DE MATEMÁTICA
ESC.: 1:25



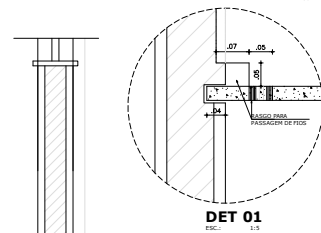
PLANTA BAIXA - BANCADA 01
ESC.: 1:20



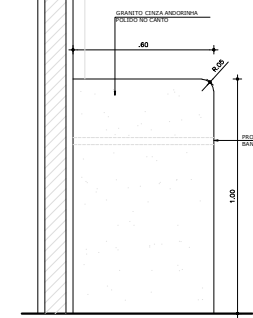
VISTA 01 - BANCADA 01
ESC.: 1:20



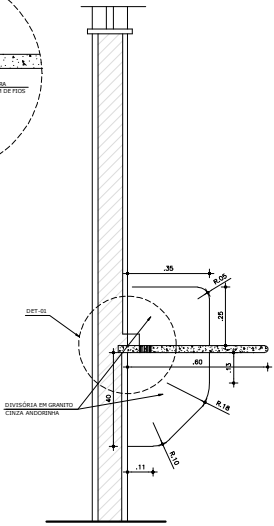
DET 02
ESC.: 1:1



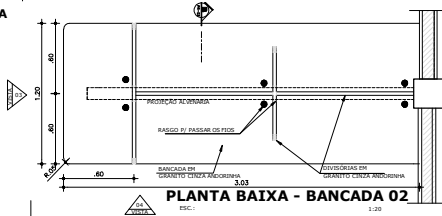
DET 01
ESC.: 1:1



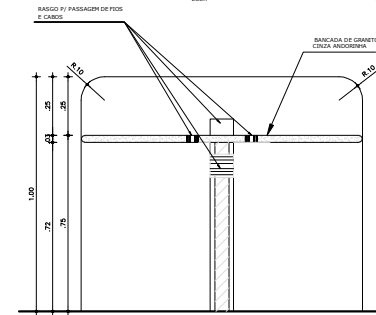
VISTA 02 - BANCADA 01
ESC.: 1:10



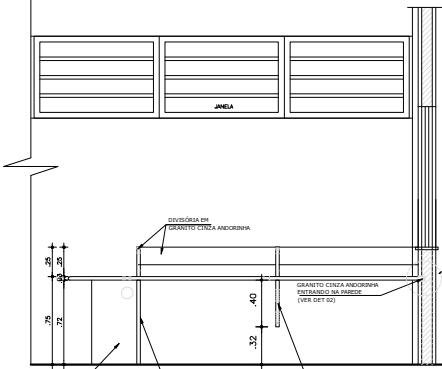
CORTE A - BANCADA 01
ESC.: 1:10



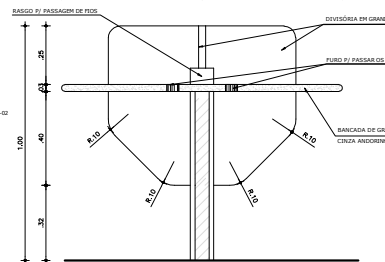
PLANTA BAIXA - BANCADA 02
ESC.: 1:20



VISTA 03 - BANCADA 02
ESC.: 1:10



VISTA 04 - BANCADA 02
ESC.: 1:20



CORTE D - BANCADA 02
ESC.: 1:10

LEGENDA:
PORTAS:
P2a - 0.90x2.10
P4 - 1.00x1.40x1.00
JANELAS:
J1 - 3.25x1.20x1.00
J2 - 2.25x0.70x2.10
J3 - 3.25x0.70x2.10
J4 - 3.25x1.50x3.14
J6 - 6.75xVARIÁVELx2.25

PROJETO	REVISÃO	DATA

PROJETO	PROJETO	PROJETO	PROJETO

PROPRIETÁRIO	
PROJETO	
PROJETO	
CONSTRUÇÃO	

CONSELHO PROFISSIONAL

DAE

GOVERNO DO ESTADO DO CEARÁ

SEINFRA - SECRETARIA DA INFRAESTRUTURA
DAE - DEPARTAMENTO DE ARQUITETURA E ENGENHARIA

PROJETO: ESCOLA DE ENSINO MÉDIO PADRÃO

ARQUITETURA

PROJETO EXECUTIVO

BANCADA 01 - PLANTA, VISTAS E CORTE

BANCADA 02 - PLANTA, VISTAS, CORTE E DETALHE

RESERVA DE PROPRIEDADE INTELECTUAL

ARQ 05 34